



Arab Republic of Egypt
Ministry of Communications
and Information Technology

ICT Indicators in Brief

June 2019 | Monthly Issue





Mobile Phones



Mobile Subscription



Mobile Penetration

Million Subscription

%

96.50

May 2018

105.61

93.68

April 2019

94.90

93.76

May 2019

94.83

0.08

Monthly Growth Rate %

-0.07

-2.84

Annual Growth Rate %

-10.79

Source: Ministry of Communications and Information Technology – National Telecommunication Regulatory Authority



Internet

Unit

May 2018

April 2019

May 2019

Monthly Change Rate %

Annual Change Rate %

Mobile Internet Users

Million Subscription

31.33

36.41

36.19

-0.60

15.53

USB Modem Subscription

Million Subscription

3.48

2.93

2.91

-0.83

-16.49

International Internet Bandwidth

Gbps

1928.82

2023.83

2138.62

5.67

10.88

Source: Ministry of Communications and Information Technology – National Telecommunication Regulatory Authority – Telecom Egypt

Unit

2018/2019

Internet Users*

Million Users

40.9

Internet Penetration*

%

48

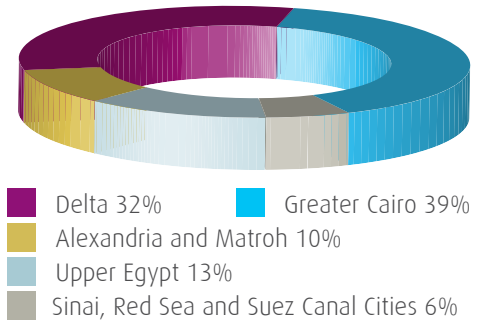
*According the results of "ICT Access and Use by Households and Individuals Survey for 2018/2019"



ADSL and Mobile Internet Users

	ADSL Subscription	Proportion of Mobile Internet Users of Total Mobile Subscription
Unit	Million Subscription	%
May 2018	5.73	32.46
April 2019	6.84	38.86
May 2019	6.91	38.60
Monthly Change Rate %	0.89	-0.26
Annual Change Rate %	20.43	6.14

ADSL Subscriptions Regional Distribution



Source: Ministry of Communications and Information Technology – National Telecommunication Regulatory Authority– Telecom Egypt




Fixed Telephone

	Unit	May 2018	April 2019	May 2019	Monthly Change Rate %	Annual Change Rate %
Local Exchange Capacity	Million Lines	19.86	23.11	23.33	0.98	17.50
Fixed Lines Subscription	Million Subscription	7.72	8.36	8.56	2.45	10.90
Fixed Lines Penetration	%	7.64	7.61	7.61	0.00	-0.03
Number of Local Exchanges	Exchange	1517	1510	1510	0.00	-0.46
Number of Local Exchanges in Rural Areas	Exchange	1051	1051	1051	0.00	0.00

Fixed Lines by Type of Subscription

- Government Subscription 3%
- Commercial Subscription 11%
- Residential Subscription 86%



Source: Ministry of Communications and Information Technology – Telecom Egypt

Number of Newly Established ICT Companies and Issued Capital *

	Unit	Activity	May 2018	April 2019	May 2019
Issued Capital of Newly Established ICT Companies during each Month	Million EGP	Communications	0.20	101.61	0.45
		Information Technology	156.92	205.98	113.43
		IT Enabled Services	30.26	3.01	1.71
		Other ICT Companies	0.00	0.71	0.50
Total			187.38	311.30	116.09
Number of Newly Established ICT Companies during each Month	Companies	Communications	2	6	2
		Information Technology	71	119	93
		IT Enabled Services	38	18	8
		Other ICT Companies	0	5	1
Total			111	148	104

* Most of the newly established ICT Companies are small and micro enterprises

Source: Ministry of Investment – General Authority for Free Zones and Investment

Egypt's Stock Exchange Telecommunications Index [✱]

Unit	Point
May 2018	551
April 2019	503
May 2019	491
Monthly Change Rate %	-12
Annual Change Rate %	-60

This index includes three companies operating in the ICT sector and listed in Egypt's Stock Exchange. These companies are: Telecom Egypt, Global Telecom Holding and Orascom Investment Holding

* It is worth mentioning that there are differences between the above shown values and the previously published values because the Egypt's Stock Exchange started to publish the monthly value of the index based on the value on the last trading day of the month, while the monthly values published previously were calculated by the Ministry of Communications and Information Technology (MCIT) according to the average daily index values during the month.

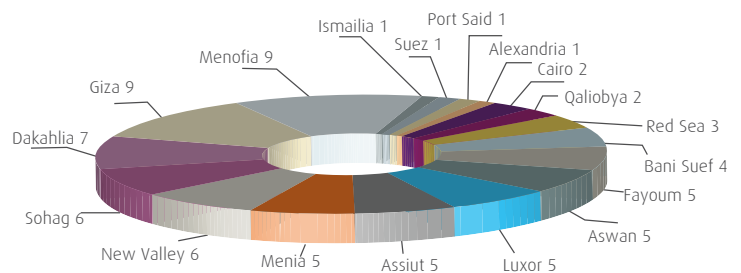


IT Clubs

In line with the strategy of the Ministry of Communications and Information Technology (MCIT) to promote effectively and sustainably the IT role in the community development, MCIT launched the "IT Clubs" project. The total number of IT Clubs in Egypt reached 77.

Source: Ministry of Communications and Information Technology
Egypt ICT Trust Fund
IT Clubs Department

Regional Distribution of Telecenters



Postal Services



Unit	Office
April 2018	3956
March 2019	3977
April 2019	3979
Monthly Change Rate %	0.05
Annual Change Rate %	0.58

Average Number of People Served by each Post Office

Number of Pensions Distributed through Post Offices

Number of Instant Postal Financial Transfers

Unit	Thousand Inhabitants	Million	Thousand Transfers
April 2018	23.06	6.26	1581
March 2019	24.78	5.46	1817
April 2019	24.81	5.44	1835
Monthly Change Rate %	0.11	-0.37	0.99
Annual Change Rate %	7.58	-13.10	16.07

Source: Ministry of Communications and Information Technology – Egypt Post